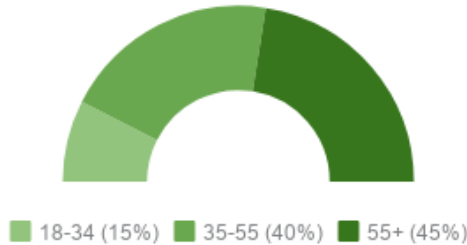
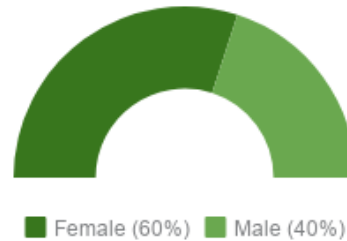


# 2019 LIFESTYLE HOMESHOW Demographics

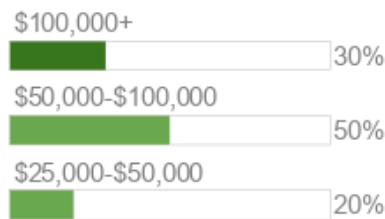
## Age




## Gender



## Household Income



## Current Home



**67%** attended with their spouse, which means you have both decision makers.

**97%** of visitors found what they needed at the Show.

**99%** plan on attending the 2020 Show.

## What did they come to see?

- Home Renovations
- Home Decor & Furnishing
- Landscape & Gardening
- Appliances & Electronics
- Automobiles
- Building a New Home